


POW3U PowerBoard Box3 Kit

A BOX3-1455N extruded aluminum enclosure
with a POW3 PowerBoard.



AVAILABLE STYLES:

SILVER BOX

PART#:
KBOX3-AN-SV-POW

BLACK BOX

PART#:
KBOX3-AN-BK-POW

RED BOX

PART#:
KBOX3-AN-RD-POW

BLUE BOX

PART#:
KBOX3-AN-BL-POW

Enclosure Features:

- Box is anodized extruded aluminum with end plates anodized to match and polycarbonate plastic bezels.
- Available in four colors.
- Box Size 6.30 x 4.06 x 2.09 inches (160 x 103 x 53 mm).
- 11 built-in card guides for size 3 PCBs (160 x 100mm).
- Screws and self adhesive rubber feet included.
- Slide out top panel plate
- Rugged body constructed from extruded aluminum with a minimum thickness of .06" (1.5 mm).

PCB Features:


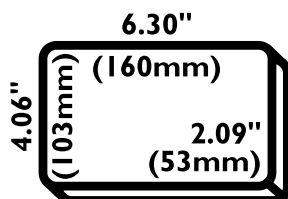
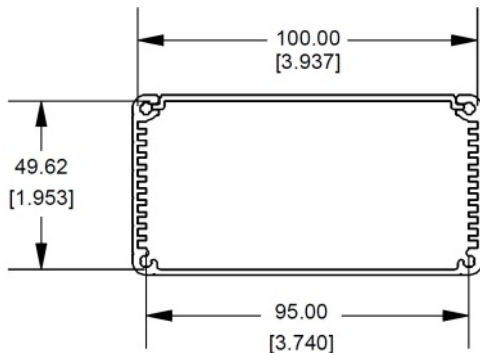
- 6 hole strips with interleaved power and ground rail tracks.
- High-quality single-sided FR4 glass-epoxy circuit board
- 1oz/ft² copper with an anti-tarnish coating for easy soldering. Lead free and RoHS compliant.
- 38 x 62 holes, 0.037" holes are drilled on 0.1" (2.54mm) centers. Four 0.125" mounting holes.
- Standard single height (3U) Eurocard/VME.
- 1/16" (1.6mm) thick.



Details (BOX3-1455N)

The 1455N is an extruded aluminum enclosure for electronic projects. The enclosure is designed for BusBoard Prototype Systems size 3 (3U) prototype PCBs (100x160mm boards) which are standard Eurocard/VME size.

The PC boards mount horizontally by sliding into 11 built-in card guide slots. Two aluminum end panels are provided with attractive plastic bezels to hide the seams. The screws are recessed flathead type to provide a flat surface. The aluminum is anodized for protection from the elements. The end panels and the top plate can be removed for easy drilling or cutting of holes. Screws and adhesive rubber feet are included.



Details (POW3U)

The PowerBoard-3U prototyping circuit board has interleaved power and ground rails to easily distribute power to your circuits. It has a general purpose strip board circuit pattern with 6 holes per strip for analog and digital use. It is a single-sided board with holes on 0.1" centers. The PCB accepts a 96 pin DIN-41612 VME connector for backplane or board-to-board applications. Holes for ejector latches are provided. Rows 1 and 3 are routed to separate pads, row 2 is unconnected.

